

**MEMORANDUM**

**To:** Interested Parties  
**From:** Wes Anderson, Kyle McGehrin  
**Date:** May 14, 2024  
**Re:** IN-01 Survey Findings

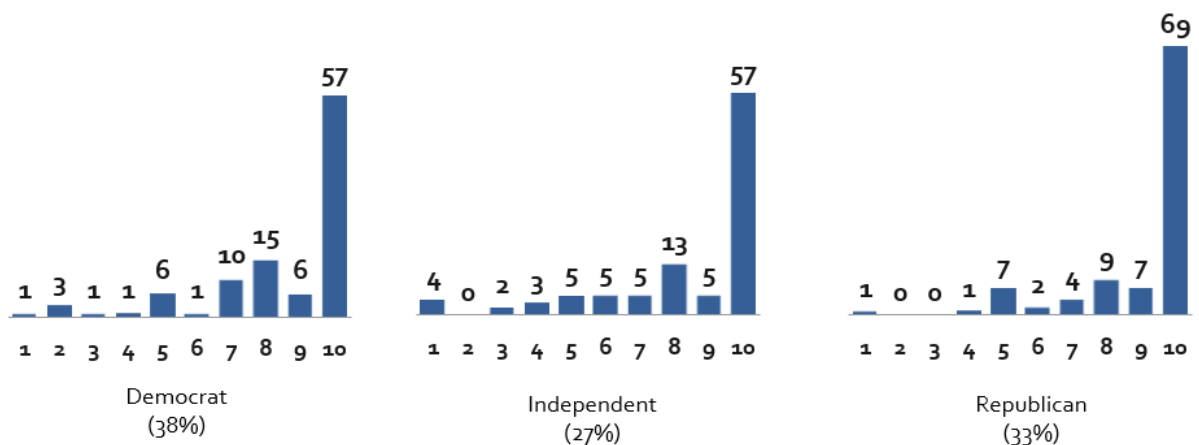
We recently fielded a survey of likely voters in Indiana’s 1<sup>st</sup> Congressional District and the results indicate the district continues to shift towards the GOP. Democrat incumbent Frank Mrvan is in serious danger of losing this formerly safe Democrat seat.

This survey was conducted using live caller interviews with 70% of respondents being contacted via cell phone. Interviews were conducted on March 25-27, 2024. This survey consists of 400 likely voters and was stratified to reflect historical voter trends. The margin of error is +/- 4.90% and the partisan makeup is 38% Democrat, 33% Republican and 27% Independent.

**GOP Intensity Advantage**

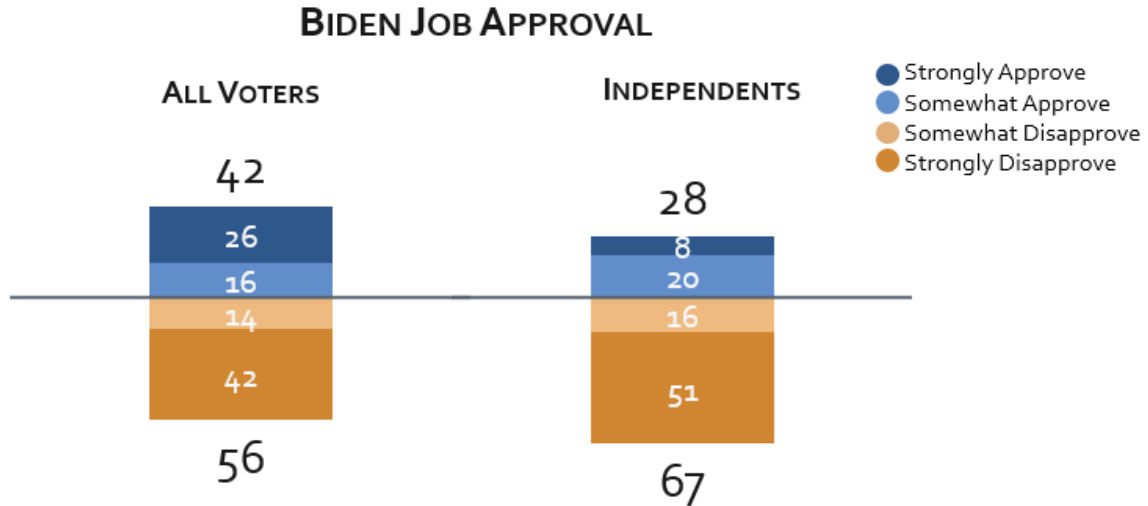
In order to gauge voter intensity, we asked respondents how interested they are in the November election using a 1-10 scale and the results show a clear Republican advantage with 69% of GOP respondents claiming their interest level is a 10 out of 10, compared to only 57% of Democrats. This intensity discrepancy can be seen throughout the survey and indicates excellent chances for a GOP pickup.

Using a 1 to 10 scale, how interested would you say you are in the 2024 election for Congress, with 10 being extremely interested and 1 being not interested at all?



## Mrvan's Biden Problem

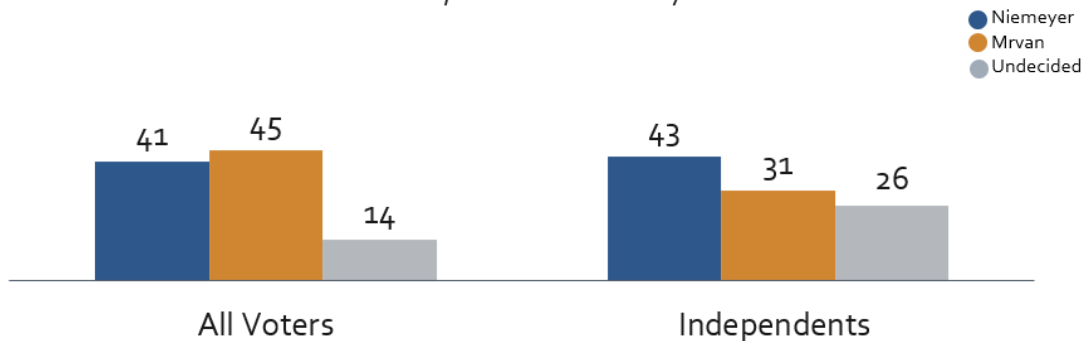
As is the case in most swing districts, Joe Biden is significantly underwater in terms of job approval. When asked if they approve or disapprove of the job he had done as President, a strong majority of 56% disapproved compared to only 42% who approved. Things get even worse for the President when you look at Independent voters, 67% of whom disapprove of the President. These numbers, particularly the Independent numbers, represent a significant drag on Mrvan as we head into the summer. The question becomes, can Mrvan successfully decouple from Biden's policies and candidacy, which have proven to be toxic in this blue-collar district.



## Congressional Ballot

Given the environmental factors at play, it is no surprise that Mrvan is underperforming on the ballot, receiving only 45% of the vote compared to competitor Randy Niemeyer's 41%. While technically leading, it should be noted that Mrvan's 4-point lead is within the survey's margin of error and well under the crucial 50% mark. Historically, these are horrible numbers for an incumbent. Mrvan's poor ballot position is largely driven by Independents, where he trails Niemeyer by 12 points. Given the headwind he is facing, Mrvan's pathway to 50% is exceedingly narrow.

If the 2024 general election for U.S. Congress was held today and the candidates were Randy Niemeyer the Republican, and Frank Mrvan, the Democrat, for whom would you vote?



## Conclusion

Joe Biden's top-of-ticket drag has turned the formerly reliable Democrat district into a toss-up. Frank Mrvan is well under 50% and will have a difficult pathway to victory unless there is a major environmental shift. Should GOP challenger Randy Niemeyer have the resources and discipline to run an effective campaign, there is an excellent chance for a GOP pickup in the 1<sup>st</sup>.

## OUR RECORD

*Wes Anderson is a leading GOP pollster with 25 years of experience in opinion research. As a founding partner, Wes now leads the polling divisions of OnMessage Inc. and OnMessage Sports, providing political and corporate clients with a full spectrum of quantitative and qualitative opinion research products. For his stellar work in the 2018 election cycle Wes Anderson was named as the 2019 American Association of Political Consultants (AAPC) "Pollster of the Year." You can read more about Wes Anderson at [onmessageinc.com](http://onmessageinc.com).*